


Industrial Pneumatics.



Inspection, Sealing & Rehabilitation Technology

Product catalogue



Contents

Round profiles

Cone bags	Page	6
Mini pipe sealing bags	Page	8
Mini test sealing bags	Page	9
Pipe sealing bags	Page	10
Test sealing bags	Page	12
Compressed air and water pressure testing – Round profiles	Page	14
Bypass bags	Page	18
Test system for domestic pipe network	Page	20
Pipe sealing bags CR	Page	22
High pressure pipe sealing bags	Page	23
Test Sealing Bags for Gullies	Page	24
Protection sleeves	Page	25
Accessories	Page	26

Flexible packers

Lateral packers	Page	30
Flexible packers	Page	32

Counterpressure tables

Counterpressure tables	Page	34
------------------------	------	----

Vetter resistance list

Temperature resistance, materials and resistance lists	Page	36
--	------	----

Industrial Pneumatics

Variable, flexible, sealed tight

We have been the leading supplier of industrial pneumatics for decades.

Our entire portfolio is developed and tested tailor-made for professional users. That is how we guarantee you the maximum functionality and safety of our products - even under extreme conditions. You can count on it.



Vetter knows you.

About 30 years of experience at the sewage market make Vetter a partner you can rely on. We apply our experience and expertise to the constant refinement of our products. Your benefit: Sophisticated industrial pneumatics help you to get everything under control. So, you can fully concentrate on your work.



Vetter supports you.

Highly specialised pneumatics is our core business. Benefit from our complete range of industrial pneumatic products – developed by our engineers in Germany. At Vetter, we are committed to a wide variety of pressure levels, materials and designs.



Vetter listens to you.

Together with you, we select the equipment that before suits your operational scenarios. Our worldwide dealer network is there for you – before, during and after your purchase. Vetter also offers you a test service, with which our products are tested regularly on site. This means you remain operational at all times.



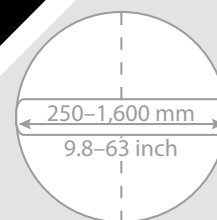
You can trust Vetter.

Controlled manual work and high-quality raw materials are the basis for the success of our emergency pneumatics. Each product is tested individually before it is delivered, so that nothing goes wrong during its use. You can see this for yourself thanks to our inspection seal. By the way: almost all Vetter's rescue products are made in Germany.



Cone bags

Pipe sealing without compromises



- › Flexible use in almost all pipe profiles
- › Easy handling due to low weight
- › Secure closure of all pipelines
- › Available in three sizes from 250–1,600 mm

With the Vetter Cone bags you have a strong helper with you that reliably seals and, thanks to its conical shape, adapts to almost all profile types of round, egg, mouth, corner and kite profiles. This allows you to seal all types of pipelines even in difficult installation situations, allowing you to concentrate on your work on site.

Due to its low weight and compact transport format, the foldable barrier bag can be quickly positioned in the manhole by means of a drawbar eye. That is where it convinces with its extremely durable CR material in familiar Vetter quality.

Once positioned, it can be emptied quickly and easily without moving the bag in the pipe using a vacuum adapter and suction cup. You do not need a separate compressed air bottle and benefit from uncompromising quality "Made in Germany".



Additional with an adapter for working with claw couplings

Technical data

Cone Bags	Pipe diameter	Length	Air requirement	Weight approx.
	<i>mm/inch</i>	<i>mm/inch</i>	<i>litre/cu. ft.</i>	<i>kg/lbs</i>
KK 250–600 1420005600	250–600 9.8–23.6	1,050 41.3	433.5 15.31	5 11
KK 400–1.000 1420005700	400–1,000 15.7–39.4	1,900 74.8	2,071.2 73.14	13 28.7
KK 600–1.600 1420005000	600–1,600 23.6–63	3,180 125.2	8,429.5 297.69	31.8 70.1

Conical bags:

Operating pressure: 1 bar (14.5 psi)

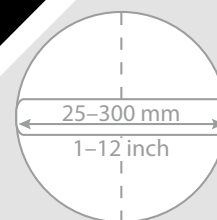
Safety factor: 2:1

Counterpressure: max. 0.5 bar (7.25 psi)



Mini pipe sealing bags

The small flexible ones



- › Extremely short design
- › Maintains counterpressure up to 1 bar (14.5 psi)
- › Very high expansion
- › Simple handling

With their short design, mini pipe sealing bags are particularly suitable for sealing building connection lines. In addition, they are always used when flexibility or the ability to negotiate bends is required. This is frequently the case for the HVAC and plumbing sector as well as for oil and gasoline separation tests according to DIN 1999 T 100. Here you are always optimally equipped with Vetter's extensive range of mini pipe sealing bags. Also available with tire valve.

Also available with tire valve



With rounded tip:

RD 8/15 (Item number 1440018800)
RD 15/20 (Item number 1440018900)

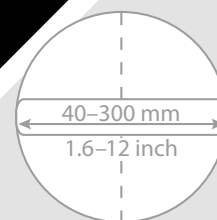
Technical data

Standard test counter-pressure of 10 mWC (14.5 psi)

Mini pipe sealing bags 2.5 bar/36.25 psi	Pipe diameter mm/inch	Diameter mm/inch	Cylinder length mm/inch	Total length mm/inch	Air requirement litre/cu. ft.	Weight approx. kg/lbs
RD 2,5/4 1440000101	25–40 1–1.6	21 0.9	115 4.5	175 7.0	0.7 0.02	0.15 0.33
RD 4/7 1440000201	40–70 1.6–2.8	37 1.5	155 6.1	215 8.5	2.5 0.09	0.2 0.44
RD 7/10 1440025900	70–100 2.8–4.0	68 2.7	130 5.1	175 7.0	6 0.21	0.4 0.88
RD 8/15 1440018800	80–150 3.1–6	72 2.8	120 4.7	170 7.0	11 0.39	0.4 0.88
RD 10/15 1440010500	100–150 4–6	89 3.5	130 5.1	175 7.0	7 0.25	0.56 1.23
RD 12,5/20 1440010700	125–200 5–8	115 4.5	150 5.9	195 7.7	30 1.06	0.76 1.68
RD 15/20 1440018900	150–200 6–8	90 3.5	150 5.9	195 7.7	13 0.46	0.6 1.32
RD 15/30 1440010600	150–300 6–12	145 5.7	200 8.0	245 9.7	54 1.91	1.73 3.81

Mini test sealing bags

The small ones with duct



- › Extremely short design
- › Maintains counterpressure up to 1 bar (14.5 psi)
- › Very high expansion
- › Valve extension for better handling

Vetter's mini test sealing bags are the right choice for the inspection, maintenance or cleaning of pipes or ducts as well as for leak tests. The bags with 2.5 bar (36.25 psi) are great for testing, sealing, bypassing and diverting profiles up to 300 mm (12 inch).



Technical data

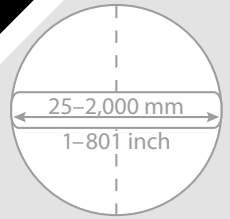
Standard test counter-pressure of 10 mWC (14.5 psi)

Mini test sealing bags 2.5 bar/36.25 psi	Opening	Pipe diameter mm/inch	Diameter mm/inch	Cylinder length mm/inch	Total length mm/inch	Air requirement litre/cu. ft.	Weight approx. kg/lbs
PKD 4/7 1441000701	2 x 4 mm 2 x 0.16"	40-70 1.6-2.8	37 1.5	155 6.1	250 9.8	3.5 0.12	0.4 0.9
PKD 7/10 1441043900	1/2"	70-100 2.7-4	68 2.7	190 7.5	340 13.4	6.0 0.21	0.4 0.9
PKD 10/15 1441035400	1/2"	100-150 4-6	90 3.5	150 5.9	300* 11.8*	2 0.07	1 2.2
PKD 15/20 1441035200	1/2"	150-200 5.9-8	145 5.7	195 7.7	345* 13.6*	12 0.42	2.5 5.5
PKD 20/30 1441035300	1"	200-300 8-12	185 7.2	250 9.8	410* 16.0*	18 0.64	4.5 9.9

* Including valve extension.

Pipe sealing bags

The classic products



- › Large product range
- › Only 3 sizes from 100–1,000 mm (4–40 inch)
- › Very flexible due to the material
- › Simple handling since light and short

Vetter pipe sealing bags close drainage channels quickly and safely. A special feature: The user can freely adjust the contact pressure on the pipe wall from 0.5 to 2.5 bar (7.25–36.25 psi). Areas of application include repair, inspection, cleaning and maintenance of sewer pipes. But the bags also efficiently and reliably prevent the backflow of wastewater in the event of pipe bursts or floods. With these versatile applications, professionals in many industries trust pipe sealing bags from Vetter. These include, for example, road construction and civil engineering companies, sewer renovation companies, water associations and the manufacturing industry.

By the way: Vetter pipe sealing bags are perfect for leaktightness testing according to DIN EN 1610.



Technical data

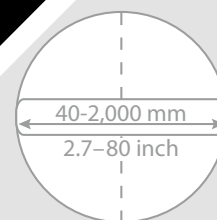
RDK 2.5 bar – test counter-pressure of 10 mWC (14.5 psi), RDK 1.5 bar – test counter-pressure of 5 mWC (7.25 psi), RDK 0.5 bar – Test counter-pressure 2 mWC (2.9 psi)

Pipe Sealing Bags		Pipe diameter mm/inch	Diameter mm/inch	Cylinder length mm/inch	Total length mm/inch	Air requirement litre/cu. ft.	Weight approx. kg/lbs
RDK 2.5/4 1440000101	2.5 bar 36.25 psi	25–40 1–1.6	21 0.9	115 4.5	175 7.0	0.7 0.02	0.15 0.33
RDK 4/7 1440000201	2.5 bar 36.25 psi	40–70 1.6–2.8	37 1.5	155 6.1	215 8.8	2.5 0.09	0.2 0.44
RDK 7/15 1440000301	2.5 bar 36.25 psi	70–150 2.8–6	68 2.7	300 12	345 13.6	13.3 0.47	0.5 1.1
RDK 10/20 1440011700	2.5 bar 36.25 psi	100–200 4–8	90 3.5	510 20	555 21.9	40.3 1.4	0.9 2.0
RDK 15/30 1440000601	2.5 bar 36.25 psi	150–300 6–12	145 5.7	460 18.1	505 20	87.5 3.1	1.7 3.8
RDK 20/40 1440020100	2.5 bar 36.25 psi	200–400 8–16	195 7.7	650 25.6	700 27.3	224 7.9	2.8 6.2
RDK 20/50 1440016700	2.5 bar 36.25 psi	200–500 8–20	195 7.7	750 29.3	795 31	329 11.6	4.2 9.3
RDK 30/60 1440000801	2.5 bar 36.25 psi	300–600 12–24	295 11.6	735 28.9	780 30.7	507.5 17.9	7.4 16.3
RDK 50/100 1440028200	2.5 bar 36.25 psi	500–1,000 19.7–40	450 17.7	1,110 43.7	1,155 45.6	1,525 53.8	23.7 37.9
RDK 60/120 1480001901	1.5 bar 21.75 psi	600–1,200 24–48	580 22.8	1,320 52.0	1,365 53.7	2,475 87.4	27 59.5
RDK 80/140 1480006000	1.5 bar 21.75 psi	800–1,400 32–56	785 30.9	1,810 71.3	1,855 73	3,125 110.3	55 121.3
RDK 140/170 1400000300	0.5 bar 7.25 psi	1,400–1,700 56–67	1,350 53.2	1,900 74.8	2,150 84.7	8,700 307.1	55 121.3
RDK 170/200 1400000100	0.5 bar 7.25 psi	1,700–2,000 67–80	1,620 63.8	1,900 74.8	2,300 90.6	9,000 317.7	59 130.1

Note: Vetter's oil resistant CR version of the sealing bags is also available. See page 22.

Test sealing bags

The testers



- › Lighter than test bag with inner tube
- › Only 3 sizes from 100–1,000 mm (4–40 inch)
- › Flexible, robust design
- › For tests according to DIN EN 1610

The extremely robust Vetter test sealing bags combine three functions in one bag: They seal, facilitate testing with water or air and can be bypassed or diverted. The inner hoses also make the bags more flexible than comparable bags with inner tubes. These properties enable you to adapt the test bags flexibly to the most varied pipe materials. Small unevenness is also compensated by the bags.

The areas of application include:

- › Diversion of waste water from leaking sewers
- › Damming and metered drainage of liquids
- › Tightness tests according to DIN EN 1610 with air or water
- › Control of pipeline sections

The test bags are equipped with one or more filling coupling(s) and retaining lugs, depending on the type of bag. The connections with male threads allow a free choice of accessories. The size of the connections depends on the type of bag.



Front view test sealing bags



Compressed-air test



Water pressure testing

Technical data

PDK 2.5 bar – test counter-pressure of 10 mWC (14.5 psi), PDK 1.5 bar – test counter-pressure of 5 mWC (7.25 psi), PDK 0.5 bar – Test counter-pressure 2 mWC (2.9 psi)

Test sealing bags		Pipe diameter mm/inch	Diameter mm/inch	Cylinder length mm/inch	Total length mm/inch	Air requirement litre/cu. ft.	Weight approx kg/lbs
PDK 4/7 FLEX 1441000701 2 x 4 mm	2.5 bar 36.25 psi	40–70 1.6–2.8	37 1.5	155 6.1	250 9.8	3.5 0.12	0.4 0.88
PDK 7/15 FLEX 1441001201 1 x 1/2" OT	2.5 bar 36.25 psi	70–150 2.8–6	68 2.7	350 13.7	395 15.4	14 0.05	1.7 3.8
PDK 10/20 FLEX 1441018501 1 x 1" OT	2.5 bar 36.25 psi	100–200 4–8	90 3.5	510 20.0	555 21.9	40.3 1.4	2 4.4
PDK 15/30 FLEX 1441022701 2 x 1" OT 1441022800 1 x 2" OT	2.5 bar 36.25 psi	150–300 6–12	145 5.7	460 18.1	505 20.0	87.5 3.1	6.2 13.8
PDK 20/40 FLEX 1441040300 2 x 1" OT 1441018600 1 x 2" OT	2.5 bar 36.25 psi	200–400 8–16	195 7.7	640 25.0	685 26.7	225 7.9	8.6 19.0
PDK 20/50 FLEX 1441031100 2 x 1" OT 1441031200 1 x 2" OT	2.5 bar 36.25 psi	200–500 8–20	195 7.7	750 29.3	795 31.0	237–333 8.37–11.8	7–9 15.4–19.8
PDK 30/60 FLEX 1441023100 2 x 1" OT 1441018701 1 x 2" OT	2.5 bar 36.25 psi	300–600 12–24	295 11.6	735 28.9	815 32.1	454–471 16.03–16.6	11–12 24.3–26.5
PDK 50/80 FLEX 1441003900 1 x 2" OT 1441003800 2 x 2" OT	2.5 bar 36.25 psi	500–800 20–32	450 17.7	1,110 43.7	1,155 45.6	2,065–2,135 72.9–75.4	27–36 59.5–79.4
PDK 60/100 FLEX 1441023200 1 x 2" OT 1441023300 2 x 2" OT	2.5 bar 36.25 psi	600–1,000 24–40	580 22.8	1,320 52	1,365 53.7	2,613–2,648 92.3–93.5	35–42 77.2–92.6
PDK 50/100 FLEX 1481003501 1 x 2" OT 1481023800 2 x 2" OT	1.5 bar 21.75 psi	500–1,000 20–40	450 17.7	1,110 43.7	1,155 45.6	1,475–1,525 52.1–53.8	27–36 59.5–79.4
PDK 60/120 FLEX 1481009501 1 x 2" OT 1481009301 2 x 2" OT	1.5 bar 21.75 psi	600–1,200 24–48	580 22.8	1,320 52	1,365 53.7	2,425–2,450 85.6–86.5	35–42 77.2–92.6
PDK 80/140 FLEX 1481024000 1 x 2" OT 1481023900 2 x 2" OT	1.5 bar 21.75 psi	800–1,400 32–56	785 30.9	1,810 71.3	1,855 73.0	3,075–3,100 108.5–109.4	55–69 121.3–152.2
PDK 140/170 FLEX 1401000400 1 x 2" OT 1401000300 2 x 2" OT	0.5 bar 7.25 psi	1,400–1,700 56–67	1,350 53.2	1,900 74.8	2,150 84.7	8,670–8,685 306.1–306.6	62.5–70 137.8–154.4
PDK 170/200 FLEX 1401000700 1 x 2" OT 1401000600 2 x 2" OT	0.5 bar 7.25 psi	1,700–2,000 67–80	1,620 63.8	1,900 74.8	2,300 90.6	8,775–8,888 309.8–313.8	64.5–70 142.2–154.4

With 1 RDK and 1 PDK with 2 openings, both compressed air tests and water pressure tests can be performed. You do not need another PDK.

Compressed air test – Round profiles

Sets 2.5 bar (35.25 psi)

For pipes 70–1.000 mm (2.7–40 inch)

			70– 150	100– 200	150– 300	200– 400	200– 500	300– 600	500– 1,000
RDK 7/15	1440000301	2.5 bar 36.25 psi	1						
PDK 7/15 FLEX with duct 1 x 1/2" OT	1441001201	2.5 bar 36.25 psi	1						
RDK 10/20	1440011700	2.5 bar 36.25 psi		1					
PDK 10/20 with duct 1 x 1" OT	1441018501	2.5 bar 36.25 psi		1					
RDK 15/30	1440000601	2.5 bar 36.25 psi			1				
PDK 15/30 with duct 1 x 2" OT	1441022800	2.5 bar 36.25 psi			1				
RDK 20/40	1440020100	2.5 bar 36.25 psi				1			
PDK 20/40 with duct 1 x 2" OT	1441018600	2.5 bar 36.25 psi				1			
RDK 20/50	1440016700	2.5 bar 36.25 psi					1		
PDK 20/50 with duct 1 x 2" OT	1441031200	2.5 bar 36.25 psi					1		
RDK 30/60	1440000801	2.5 bar 36.25 psi						1	
PDK 30/60 with duct 1 x 2" OT	1441018701	2.5 bar 36.25 psi						1	
RDK 50/100	1440028200	2.5 bar 36.25 psi							1
PDK 50/100 with duct 1 x 2" OT	1481003501	1.5 bar 21.75 psi							1

Compressed air adapter

Comp. air adapter 1/2" IT	1481023600		1						
Comp. air adapter 1" IT	1481023500			1					
Comp. air adapter 2" IT	1481023400				1	1	1	1	1

Accessories for inflation

Inflation hose 10 m (32 ft.), yellow	1600029900	2.5 bar 36.25 psi	2	2	2	2	2	2	2
Single fitting controller	0250005701	2.5 bar 36.25 psi	1	1	1	1	1	1	1

Additional accessories as an option

Inflation and safety hose 10 m (32 ft.), yellow	1700009001	0.3 bar 4.35 psi	1	1	1	1	1	1	1
Measurement hose 10 m (32 ft.) (self-monitoring)	1700010301	0.3 bar 4.35 psi	1	1	1	1	1	1	1

Sets 1.5 bar (21.75 psi) + Sets 0.5 bar (7.25 psi)

For pipes 600–2,000 mm (20–80 inch)

			600– 1,200	800– 1,400	1,400– 1,700	1,700– 2,000
RDK 60/120	1480001901	1.5 bar 21.75 psi	1			
PDK 60/120 with duct 1 x 2" OT	1481009501	1.5 bar 21.75 psi	1			
RDK 80/140	1480006000	1.5 bar 21.75 psi		1		
PDK 80/140 with duct 1 x 2" OT	1481024000	1.5 bar 21.75 psi		1		
RDK 140/170	1400000300	0.5 bar 7.25 psi			1	
PDK 140/170 with duct 1 x 2" OT	1401000400	0.5 bar 7.25 psi			1	
RDK 170/200	1400000100	0.5 bar 7.25 psi				1
PDK 170/200 with duct 1 x 2" OT	1401000700	0.5 bar 7.25 psi				1

Compressed air adapter

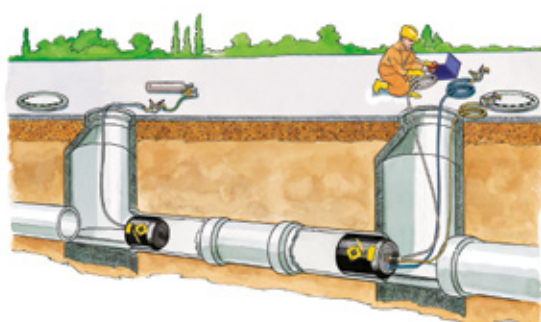
Comp. air adapter 2" IT	1481023400		1	1	1	1
--------------------------------	------------	--	---	---	---	---

Accessories for inflation

Inflation hose 10 m (32 ft.), yellow	1600029900	1.5 bar 21.75 psi	2	2		
Single fitting controller	0150005401	1.5 bar 21.75 psi	1	1		
Inflation hose 10 m (32 ft.), yellow	0050001801	0.5 bar 7.25 psi			4	4
Dual fitting controller	0050000801	0.5 bar 7.25 psi			2	2

Additional accessories as an option

Inflation and safety hose 10 m (32 ft.), yellow	1700009001	0.3 bar 4.35 psi	1	1	1	1
Measurement hose 10 m (32 ft.) (self monitoring)	1700010301	0.3 bar 4.35 psi	1	1	1	1



Water pressure test – Round profiles

2.5 bar sets

For pipes 70–1,000 mm (2.7–40 inch)

			70– 150	100– 200	150– 300	200– 400	200– 500	300– 600	500– 1,000
PDK 7/15 FLEX with duct 1 x 1/2" OT	1441001201	2.5 bar 36.25 psi	2						
PDK 10/20 with duct 1 x 1" OT	1441018501	2.5 bar 36.25 psi		2					
RDK 15/30	1440000601	2.5 bar 36.25 psi			1				
PDK 15/30 with duct 2 x 1" OT	1441022701	2.5 bar 36.25 psi			1				
RDK 20/40	1440020100	2.5 bar 36.25 psi				1			
PDK 20/40 with duct 1 x 2" OT	1441040300	2.5 bar 36.25 psi				1			
RDK 20/50	1440016700	2.5 bar 36.25 psi					1		
PDK 20/50 with duct 1 x 2" OT	1441031100	2.5 bar 36.25 psi					1		
RDK 30/60	1440000801	2.5 bar 36.25 psi						1	
PDK 30/60 with duct 1 x 2" OT	1441023100	2.5 bar 36.25 psi						1	
RDK 50/100	1440028200	2.5 bar 36.25 psi							1
PDK 50/100 with duct 2 x 2" OT	1481023800	1.5 bar 21.75 psi							1

Accessories for inflation

Inflation hose, 10 m (32 ft.), yellow	1600029900	2.5 bar 36.25 psi	2	2	2	2	2	2	2
Single fitting controller	0250005701	2.5 bar 36.25 psi	1	1	1	1	1	1	1
Single fitting controller	0150005401	1.5 bar 21.75 psi							1

Additional accessories as an option

D-Fixed coupling 1/2" IT	1700007600		2		2				
D-Fixed coupling 1" IT	1700016000			2		2	2	2	
C-Fixed coupling 2" IT	1700007700								2
D-Blind coupling with chain	1700016200		2	2	2	2	2	2	
C-Blind coupling with chain	1700016600								2
Ventilation float hose 1/2"	0250004400		1		1				
Ventilation float hose 1"	1700038400			1		1	1	1	
Ventilation float hose 2"	1700011900								1
Testing & measurement hose Size D	1700008400		1	1	1	1	1	1	
Testing & measurement hose Size C	1700013700								1
Blocking valve Size D	1700013200		1	1	1	1	1	1	
Blocking valve Size C	1700007900								1

1.5 bar (21.75 psi) set + 0.5 bar (7.25 psi) set

For pipes 500–2,000 mm (20–80 inch)

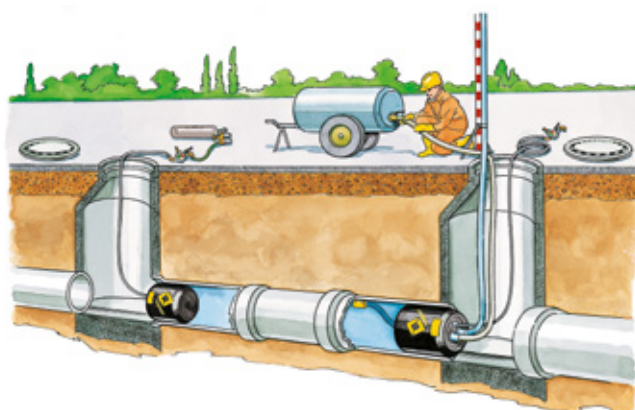
			600– 1,200	800– 1,400	1,400– 1,700	1,700– 2,000
RDK 60/120	1480001901	1.5 bar 21.75 psi	1			
PDK 60/120 with duct 1 x 2" OT	1481009301	1.5 bar 21.75 psi	1			
RDK 80/140	1480006000	1.5 bar 21.75 psi		1		
PDK 80/140 with duct 1 x 2" OT	1481023900	1.5 bar 21.75 psi		1		
RDK 140/170	1400000300	0.5 bar 7.25 psi			1	
PDK 140/170 with duct 1 x 2" OT	1401000300	0.5 bar 7.25 psi			1	
RDK 170/200	1400000100	0.5 bar 7.25 psi				1
PDK 170/200 with duct 1 x 2" OT	1401000600	0.5 bar 7.25 psi				1

Accessories for inflation

Inflation hose, 10 m (32 ft.), yellow	1600029900	1.5 bar 21.75 psi	2	2		
Single fitting controller	0150005401	1.5 bar 21.75 psi	1	1		
Inflation hose, 10 m (32 ft.), yellow	0050001801	0.5 bar 7.25 psi			4	4
Dual fitting controller	0050000801	0.5 bar 7.25 psi			2	2

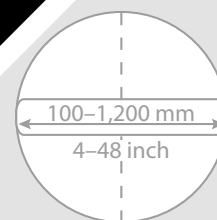
Additional accessories as an option

C-Fixed coupling 2" IT	1700007700		2	2	2	2
C-Blind coupling with chain	1700016600		2	2	2	2
Ventilation float hose 2"	1700011900		1	1	1	1
Testing & measurement hose Size C	1700013700		1	1	1	1
Blocking valve Size C	1700007900		1	1	1	1



Bypass bags

Simple diversion with large flow circuit



- › Perfect handling
- › Only 3 sizes from 100–1,200 mm (4–48 inch)
- › Very light due to PE core
- › Exchangeable sleeve

With bypass bags from Vetter, you can selectively drain off wastewater in front of a damaged area and return it to the intact pipeline behind it. The largest possible flow opening makes this possible and the external thread allows free selection of the connection coupling.

Now up to 20% lighter



Appropriate fixed- and blind coupling:



Fixed coupling: 2 1/2" FT (Art. no. 1700010500)
4" FT (Art. no. 1700009900)



Blind coupling with chain: 2 1/2" (Art. no. 1700022400)
4" (Art. no. 1700012600)

Technical data

Standard test counter-pressure of 5 mWC (7.25 psi)

Bypass bags 1.5 bar (21.75 psi)	Pipe diameter <i>mm/inch</i>	Diameter <i>mm/inch</i>	Cylinder length <i>mm/inch</i>	Total length <i>mm/inch</i>	Air requirement <i>litre/cu. ft.</i>	Weight approx. <i>kg/lbs</i>
PDK 10/20 PE-core <i>1481004401 1 x 2 1/2" OT</i>	100–200 4–8	97 3.9	485 19.1	635 25.0	27 0.95	2.2 4.9
PDK 20/50 PE-core <i>1481005001 1 x 4" OT</i>	200–500 8–20	195 7.7	550 21.7	700** 27.6**	143 5.0	7 15.4
PDK 50/80 PE-core* <i>1481006900 1 x 4" OT</i>	500–800 20–32	450 17.7	565 22.2	720** 28.6**	310 10.9	23.5 50.8
PDK 50/120 PE-core* <i>1481008000 1 x 4" OT</i>	500–1,200 20–48	450 17.7	940 37	1,070** 42.1**	1,420 50.1	36.8 81.1

* On request also available with 6" or 8" feed-through. | ** Including valve extension.

PDK 10/20 and PDK 20/50

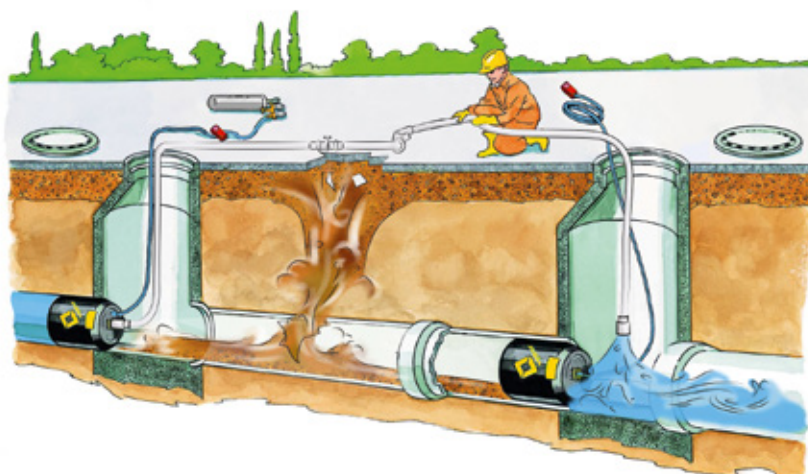


For sizes PDK 10/20 and PDK 20/50, the bypass adapters are fastened to the PE core with screws.

PDK 50/80 and PDK 50/120

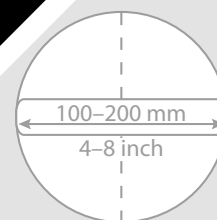


The bypass bags PDK 50/80 and PDK 50/120 have the feedthroughs (also with external thread) directly in the PE core. On request, a flow opening of up to 8" is possible for both sizes.



Test system for domestic pipe network

For sealing test according to DIN EN 1610



- › For water and compressed air pressure test
- › Ingenious curve mobility
- › Rounded "tip".
- › Taper attachment for easy return

Due to the particularly short construction of the pipe sealing bag as well as the rounded front side, even demanding curved passages are no problem. You simply insert the bag through the inspection shaft with the aid of a filling and pushing hose until it reaches the junction with the main sewer. After the test, just pull the bag back out again – this is usually child's play even in the case of a socket offset. This is made possible by the conical head on the back of the bag, which prevents tilting.



Water pressure test according to DIN EN 1610 with the Vetter test system for domestic pipe network

Technical data

Standard test counter-pressure of 10 mWC (14.5 psi)

Test system for domestic pipe network 2.5 bar/36.25 ps	Pipe diameter mm/inch	Diameter mm/inch	Cylinder length mm/inch	Total length mm/inch	Air requirement litre/cu. ft.	Weight approx kg/lbs
RDK 8/15 1440001200	80–150 3.1–6	72 2.8	120 4.7	165 6.5	11 0.39	0.3 0.7
RDK 15/20 1440001300	150–200 6–8	90 3.5	150 5.9	190 7.4	13 0.46	0.5 1.1
PDK 10/20 FLEX 1441007703	100–200 4–8	90 3.5	300 11.8	460* 18*	18 0.54	3.1 6.8

* Including valve connection.

Test system for domestic pipe network

for leaktightness tests according to DIN EN 1610

- › **Test sealing bags, Type PDK 10/20 HA FLEX**
including fill and push hose, 15 m (49.2 ft.)
- › **Pipe sealing bags, Type RDK 15/20 HA**
plus quick-release coupling 1/4" FT and conical attachment
- › **Pipe sealing bags, Type RDK 8/15 HA**
plus quick-release coupling 1/4" FT and conical attachment
- › **Y-distributor**
for simultaneously connecting test and measuring hose
plus the measuring hose for a digital measuring device
- › **Bayonet dummy coupling**
For connecting to the filling and safety hose
- › **Shut-off device bayonet coupling**
for the water pressure test
- › **Transport case**



1441005903

Optional accessory

For compressed air test

- › Fill and safety hose 0.3 bar (4.35 psi)
- › Yellow
- › 10 m (32 ft.)



1700009001

- › Measuring hose 0.3 bar
- › Yellow
- › 10 m (32 ft.)



1700010301

For the water pressure test

- › Test and measuring hose
- › 9 mm (0.35 inch)
- › 6 m (16 ft.)



0250002700

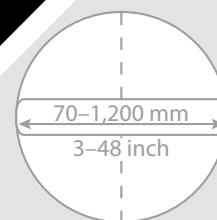
- › Venting + floating hose

1441039300



Pipe sealing bags CR


The oil resistant alternative to the classics



- › Great handling (length/weight)
- › Very flexible application
- › Optionally with integrated hose
- › Excellent oil and chemical resistance

CR pipe sealing bags from Vetter are made of chloroprene rubber. This makes them significantly more resistant to mineral or heating oil than our classic pipe sealing bags made of natural rubber, for example.

The CR pipe sealing bags are also available with an integrated filling hose as an option.



Technical data

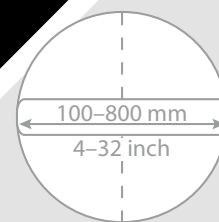
RDK 2.5 bar (36.25 psi) – testing counter-pressure 10 mWC (14.5 psi), RDK 1.5 bar (21.75 psi) – testing counter-pressure 5 mWC (7.25 psi)

Pipe Sealing Bags CR		Pipe diameter mm/inch	Diameter mm/inch	Cylinder length mm/inch	Total length mm/inch	Air requirement litre/cu. ft.	Weight approx. kg/lbs
RDK 7/15 1440008100	2.5 bar 36.25 psi	70–150 3–6	68 2.7	300 11.8	345 13.4	14 0.5	0.6 1.3
RDK 10/20 1440024300	2.5 bar 36.25 psi	100–200 3.9–7.9	90 3.5	510 20.1	555 21.9	40,3 1.6	1.1 2.4
RDK 15/30 1440008000	2.5 bar 36.25 psi	150–300 6–12	145 5.7	465 18.1	510 20	80 2.8	2.5 5.5
RDK 20/40 1440027100	2.5 bar 36.25 psi	200–400 7.9–15.7	195 7.7	650 25.6	700 27.6	224 8.8	3.4 7.5
RDK 30/60 1440007900	2.5 bar 36.25 psi	300–600 12–24	295 11.6	735 29	780 30.4	508 18	7.3 16.1
RDK 60/120 1480004800	1.5 bar 21.75 psi	600–1,200 24–48	580 22.8	1,320 52	1,365 53.7	2,475 87.4	27 29.5

Additional sizes can be supplied on request.

High pressure pipe sealing bags

Resist even high internal pipe pressures



- › Extreme expansion despite high pressure
- › Withstands counterpressures up to 3 bar (43.5 psi)
- › High operating pressure of 6 bar (87 psi)
- › Multi-layer dimensionally stable bag structure

Our high pressure 6 bar (87 psi) pipe sealing bags can withstand a maximum back pressure of 30 mWC. This is why they are used, for example, in the renovation or inspection of pipelines and pipelines. The multi-layer bag construction with fabric reinforcement enables the high operating pressure of 6.0 bar (87 psi) on the one hand and, on the other hand, helps to avoid expansion due to the structure. With these high pressure pipe sealing bags we round off our pipe and test sealing bags product range with 1.5 (21.75 psi) and 2.5 bar (36.25 psi), which have been tried and tested for many years.



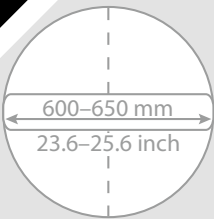
Technical data

Standard test counter-pressure of 30 mWC (43.5 psi)

High Pressure Pipe Sealing Bags <i>6 bar/87 psi</i>	Pipe diameter <i>mm/inch</i>	Diameter <i>mm/inch</i>	Cylinder length <i>mm/inch</i>	Total length <i>mm/inch</i>	Air requirement <i>litre/cu. ft.</i>	Weight approx <i>kg/lbs</i>
RDK 100-200 <i>1430001300</i>	100-200 4-8	90 3.5	510 20	555 21.9	105 3.7	1.5 3.3
RDK 200-300 <i>1430001500</i>	200-300 8-12	195 7.7	650 25.6	695 27.4	338 11.9	3.1 6.8
RDK 300-400 <i>1430001400</i>	300-400 12-16	295 11.6	735 29	780 30.7	527 18.6	7 15.4
RDK 500-600 <i>1430001600</i>	500-600 20-24	450 17.7	1,110 43.7	1,155 45.5	1,550 54.7	20 44.1
RDK 800 <i>1430000800</i>	800 32	785 30.9	1,810 71.3	1,855 73	6,160 217.5	44 97

Test sealing bags for gullies

Test sealing bags for gullies



- › Very low weight
- › Short, light design
- › Especially resistant CR material
- › According with DIN EN 1610

Vetter test sealing bags for gullies are designed for flexible use in manholes with 600 (23.6 inch) to 650 mm (25.6 inch). Three mounting brackets facilitate positioning during use. The operating pressure of 1 bar (14.5 psi) allows testing with both air and vacuum. The bags can withstand a counterpressure of up to 0.2 bar (2.9 psi). For all water and compressed air tests you can fall back on standard accessories – no additional special accessories are required. Like all Vetter products, the test sealing bags for gullies are also subjected to an individual function test before delivery, which is confirmed by a test seal. So you can always rely 100 percent on our products.



Test Sealing Bags for Gullies 1 bar (14.5 psi) (Art. no.1411002300)



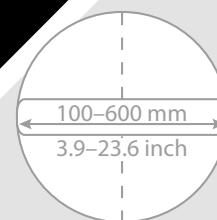
Storz C fixed coupling is not included in the scope of delivery

Technical data

Schachtprüf- kissen		Pipe diameter <i>mm/inch</i>	Diameter <i>mm/inch</i>	High <i>mm/inch</i>	Bypass <i>mm/inch</i>	Weight approx. <i>kg/lbs</i>
TSG 600-650 1411002300	1.5 bar 21.75 psi	600-650 23.6-25.6	450 17.7	300 11.8	2" 2"	11.6 25.6

Protection sleeves

The reliable protective layer for your pipe sealing bag



- › Ideal for Vetter pipe sealing bags
- › With four carrying loops
- › 2 mm (0.08 inch) thin
- › Also available in CR material

With our protection sleeves you extend the durability of your sealing bags even further. The robust material protects against debris, cuts and sharp edges. All sleeves are suitable for our Vetter pipe sealing bags and offer real added value.



Protection sleeves

Technical data

Protection Sleeve	Pipe Diameter <i>mm/inch</i>	Internal diameter <i>mm/inch</i>	Outer diameter <i>mm/inch</i>	Total lenght <i>mm/inch</i>
RDK 10/20 1491054900	100-200 3.9-7.9	95 3.7	97 3.8	420 16.5
RDK 15/30 1491055000	150-300 5.9-11.8	150 5.9	152 6	420 16.5
RDK 30/60 1491055100	300-600 11.8-23.6	300 11.8	302 11.9	710 28

Other sizes on request!

Accessories – Compressed air and water pressure testing

Compressed-air test

Compressed air adapter

- › with two MS quick-connect couplings and hose

1/2" IT 1481023600

1" IT 1481023500

2" IT 1481023400



Fill and safety hose, 0.3 bar (4.35 psi)

- › for filling the line
- › Yellow
- › 10 m (32 ft.)

1700009001



Measuring hose, 0.3 bar (4.35 psi)

- › for self-monitoring
- › for the leak test
- › Yellow
- › 10 m (32 ft.)

1700010301



Water pressure testing

Fixed coupling

- › D-fixed coupling

1/2" IT 1700007600

- › D-fixed coupling

1" IT 1700016000

- › C-fixed coupling

2" IT 1700007700



Blind coupling

- › D-dummy coupling with chain

1700016200

- › C-dummy coupling with chain

1700016600



Venting – floating hose

1/2" IG 0250004400

1" IG 1700038400

2" IG 1700011900



Test and measuring hose

- › 6 m (19 ft.)

Storz D 1700008400 | Storz C 1700013700



Blocking valve

- › Size D

1700013200



- › Size C

1700007900



Accessories – filling the bag

0.5 bar (7.25 psi)

Inflation hose, 0.5 bar (7.25 psi)

› Yellow



5 m (16.4 ft.) 0050000701 | 10 m (32 ft.) 0050001801

Dual controller, 0.5 bar (7.25 psi)

› Fitting controller
› claw coupling



0050000801

1 bar (14.5 psi)

Inflation hose, 1 bar (14.5 psi)

› Yellow



5 m 0100000501 | 10 m 0100000701

Single controller, 1 bar (14.5 psi)

› Fitting controller
› claw coupling



0100001501

Cone bag accessories

Inflation hose, 1 bar (14.5 psi)

› Yellow



5 m (16.4 ft.) 0100004100 | 10 m (32 ft.) 0350007401

Single controller, 1 bar (14.5 psi)

› Fitting controller



0100001503

Vacuum adapter



1420005300

Adaptor claw to quick-action coupling



1420005800

Test sealing bag for gullies accessories

Inflation hose, 1 bar (14.5 psi)

› Yellow



5 m (16.4 ft.) 1600030000 | 10 m (32 ft.) 1600029900

Simple controller, 1 bar (14.5 psi)

› Fitting controller



0100005201

Accessories – filling the bag

1.5 bar (21.75 psi)

Inflation hose, 1.5 bar (21.75 psi)

- › Yellow

5 m (16.4 ft.) 1600030000 | 10 m (32 ft.) 1600029900



Simple controller, 1.5 bar (21.75 psi)

- › Fitting controller

0150005401



Fill and safety hose, 1.5 bar (21.75 psi)

- › Yellow
- › 10 m (32 ft.)

0150005500



2.5 bar (36.25 psi)

Filling hose, 2.5 bar (36.25 psi)

- › Yellow

5 m (16.4 ft.) 1600030000 | 10 m (32 ft.) 1600029900



Simple controller, 2.5 bar (36.25 psi)

- › Fitting controller

0250005701



Fill and safety hose, 2.5 bar (36.25 psi)

- › Yellow
- › 10 m (32 ft.)

0250005800



Food air pump 2.5 bar (36.25 psi)

- › with safety valve

0250005300



6 bar (87 psi)

Filling hose, 6 bar (87 psi)

- › Green
- › 10 m (32 ft.)

1000000401



Single controller, 6 bar (87 psi)

- › Fitting controller

0600000401



Accessories for filling

Air supply hose, 1 bar (14.5 psi)

- › Green
- › 10 m (32 ft.)
- › with cut-off valve



1600013601

Adapter

- › for portable compressor/permanent compressed air network



1600008200

Tyre valve

1600008100



Hand air pump

- › 520 ccm/lift

1600008700

Food air pump

- › 420 ccm/lift

1600009400

Adapter

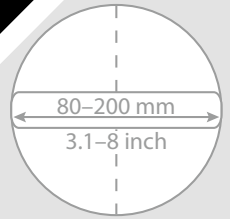
- › for construction compressors

1600012000



Lateral packers 2.5 bar (36.25 psi)


The intelligent solution that saves money



- › Construction ensures very good curve mobility & increased gliding properties
- › High flexibility
- › Robust cone heads

Vetter lateral packers are the optimal solution for the rehabilitation of pipes with smaller diameters, as they are often used for building connections. The flexible construction facilitates good sliding qualities, bend flexibility and handling which reduces your working hours. The open safety coupling with a lock pin prevents unwanted decoupling. In addition, the entire packer has a very robust design.

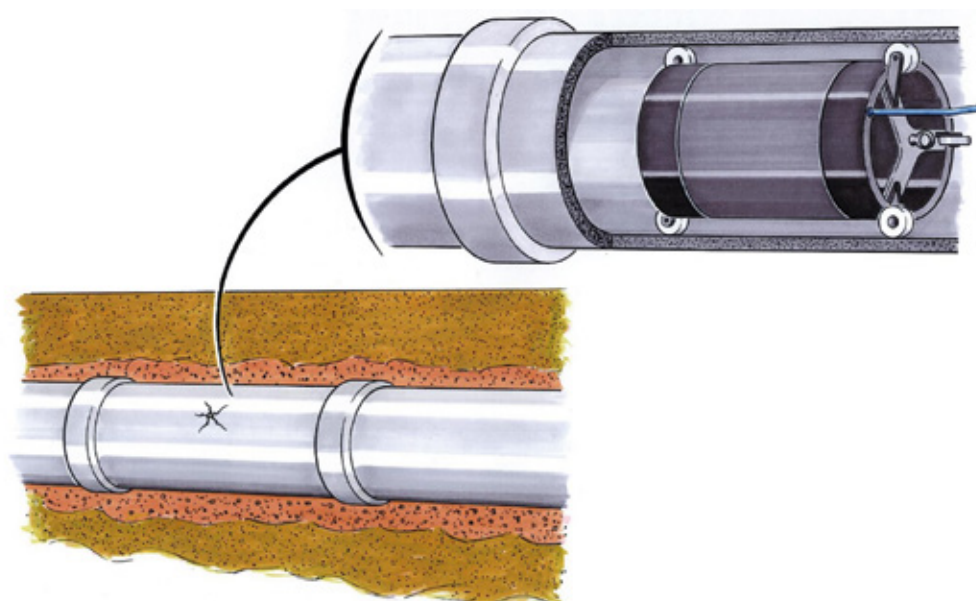
The lateral packers are available in three sizes from 80 to 200 mm (3.1–8 inch) and lengths up to 3 m (118.1 inch).



Sturdy spherical heads

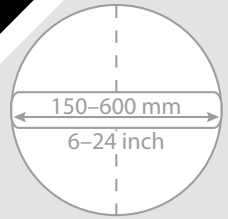
Technical data

Lateral packers <i>2.5 bar/36.25 psi</i>	Design	Application range (from-to) <i>mm/inch</i>	Packer length approx. <i>mm/inch</i>	Application length in largest diam. <i>mm/inch</i>	Application length in smallest diam. <i>mm/inch</i>	Packer diameter approx. <i>mm/inch</i>	Weight approx. <i>kg/lbs</i>
Typ 80-110 <i>1491019600</i>	wound	80-110 3.1-4.3	1,000 39	800 31.2	820 32	51 2	1.1 2.4
Typ 80-110 <i>1491019800</i>	wound	80-110 3.1-4.3	2,000 78	1,800 70.2	1,820 71	51 2	2 4.4
Typ 80-110 <i>1491020000</i>	wound	80-110 3.1-4.3	3,000 118	2,800 110.2	2,820 111	51 2	2.8 6.2
Typ 100-150 <i>1491031500</i>	wound	100-150 4-6	1,000 39	840 32.8	920 35.9	66 2.6	1.1 2.4
Typ 100-150 <i>1491018200</i>	wound	100-150 4-6	2,000 78	1,840 71.8	1,920 74.9	66 2.6	2.2 4.9
Typ 100-150 <i>1491018300</i>	wound	100-150 4-6	3,000 118	2,840 110.8	2,920 110.8	66 2.6	3.3 7.3
Typ 150-200 <i>1491019100</i>	wound	150-200 6-8	1,000 39	940 36.7	920 36.7	92 3.6	1.6 3.5
Typ 150-200 <i>1491018700</i>	wound	150-200 6-8	2,000 78	1,840 71.8	1,920 71.8	92 3.6	3 6.6
Typ 150-200 <i>1441013600</i>	wound	150-200 6-8	3,000 118	2,840 110.8	2,920 110.8	92 3.6	4.5 9.9



Flexible packers

The adaptable solution



- › Skid-shaped running gear ensures gliding even over offsets
- › High flexibility
- › Adjustable chassis with spring action

Vetter flexible packers are the really flexible solution for drain reconstruction. Its design allows you to easily guide the packer through a manhole and install it in the damaged pipe. This is ensured, among other things, by the spherical chassis with a light spring effect. So problem-free gliding even over offsets is no problem. The wheels are set at a 120° angle. This makes it easy to control the packer. In addition, you can adjust the chassis individually to any pipe diameter.

Flexible packers from Vetter are made of a rubber jacket that is vulcanised onto metal heads. The interior tube lets the water flow off during the renovation work and the open safety coupling with safety pin prevents unintentional disconnection.

Vetter flexible packers are available in four sizes for pipe diameters from 150 to 600 mm (6–24 inch) and in lengths of up to 3 m (118.1 inch).



Full flexibility and guaranteed stability

Technical data

Standard through-flow openings of 2"

Flexible packers		Application range (from-to) <i>mm/inch</i>	Packer length approx. <i>mm/inch</i>	Application length in largest diam. <i>mm/inch</i>	Application length in smallest diam. <i>mm/inch</i>	Packer diameter approx. <i>mm/inch</i>	Packer length, with carriage approx. <i>mm/inch</i>	Weight approx. <i>kg/lbs</i>
Typ 150–250 1491045900	2.5 bar 36.25 psi	150–250 6–10	1,000 39	680 26.5	780 30.4	105 4.1	1,130 44.1	6.4 14.1
Typ 150–250 1491046000	2.5 bar 36.25 psi	150–250 6–10	2,000 78	1,680 65.5	1,780 69.4	105 4.1	2,130 83.1	10 22.1
Typ 150–250 1491046100	2.5 bar 36.25 psi	150–250 6–10	3,000 118	2,680 104.5	2,780 108.4	105 4.1	3,130 122.1	14 20.9
Typ 200–300 1491044800	1.5 bar 21.75 psi	200–300 8–12	1,000 39	590 23	690 26.9	170 6.6	1,260 49.1	10 22.1
Typ 200–300 1491046300	1.5 bar 21.75 psi	200–300 8–12	2,000 78	1,590 62	1,690 65.9	170 6.6	2,260 88.1	15 33.1
Typ 200–300 1491046400	1.5 bar 21.75 psi	200–300 8–12	3,000 118	2,590 101	2,690 104.9	170 6.6	3,260 127.1	20 44.1
Typ 300–400 1491044900	1.5 bar 21.75 psi	300–400 12–16	1,000 39	560 21.8	660 25.7	230 9	1,260 49.1	13.2 29.1
Typ 300–400 1491046600	1.5 bar 21.75 psi	300–400 12–16	2,000 78	1,560 60.8	1,660 64.7	230 9	2,260 88.1	19.4 42.8
Typ 300–400 1491046700	1.5 bar 21.75 psi	300–400 12–16	3,000 118	2,560 99.8	2,660 103.7	230 9	3,260 127.1	26 57.3
Typ 400–600 1491045700	1.5 bar 21.75 psi	400–600 16–24	1,500 58.5	900 35.1	950 37.1	350 00	1,770 69	26.1 57.6



Through-flow openings of the flexible packers

Counterpressure tables

Measured in dry metal pipe

Mini pipe sealing bags

Diameter mm/inch	RDK 2.5/4 1440000101	RDK 4/7 1440000201	RDK 7/10 1440025900	RDK 8/15 1440018800	RDK 10/15 1440010500	RDK 12.5/20 1440010700	RDK 15/20 1440018900	RDK 15/30 1440010600
2.5 bar (36.25 psi)								
25/1	1.6/23.2							
40/1.6	1.4/20.3	1.65/23.9						
50/2		1.5/21.8						
70/2.8		1.25/18.1	1.5/21.8					
80/3.1			1.3/18.9	1.35/19.6				
90/3.5			1.3/18.9	1.25/18.1				
100/4			1.3/18.9	1.25/18.1	1.4/20.3			
125/5				1.25/18.1	1.35/19.6		1.4/20.3	
150/6				1.05/15.2	1.3/19.6	1.15/16.7	1.3/18.9	1.35/19.6
200/8						1.1/15.9	1.25/18.1	1.3/18.9
250/10								1.25/18.1
300/12								1.25/18.1

Pipe sealing bags

Diameter mm/inch	RDK 7/15 1440000301 1440008100 (CR)	RDK 10/20 1440011700	RDK 15/30 1440000601 1440008000 (CR)	RDK 20/40 1440020100	RDK 20/50 1440016700	RDK 30/60 1440000801 1440007900 (CR)	RDK 50/100 1440028200
2.5 bar (36.25 psi)							
70/2.8	2.1/30.5						
80/3.1	2/29						
90/3.5	1.8/26.1						
100/4	1.7/24.7	2.1/30.5					
125/5	1.6/23.2	1.95/28.2					
150/6	1.1/16	1.85/26.8	2.3/33.4				
200/8		1.8/26.1	2.1/30.5	2.3/33.4	2.2/31.9		
250/10			1.7/28	2.3/33.4	2/29		
300/12			1.7/28	2.1/30.5	2/29	2.3/33.4	
400/16				1.9/28	1.9/28	2/29	
500/20					1.7/24.7	1.9/28	1.4/20.3
600/24						1.6/23.2	

Diameter mm/inch	RDK 60/120 1480001901 1480004800 (CR)	RDK 80/140 1480006000
1.5 bar (21.75 psi)		
600/24	1.1/16	
800/32	0.95/13.8	0.5/7.3
1,000/40	0.85/12.3	0.5/7.3
1,200/48	0.75/10.9	0.5/7.3
1,400/56		0.5/7.3

Diameter mm/inch	RDK 140/170 1400000300	RDK 170/200 1400000100
0.5 bar (7.25 psi)		
500/20		
600/24		
800/32		
1,000/40		
1,200/48		
1,400/56	0.2/2.9	
1,700/67	0.2/2.9	0.2/2.9
2,000/80	0.2/2.9	0.2/2.9

Mini test sealing bags

Diameter mm/inch	PDK 4/7 1441000701	PDK 7/10 1441043900	PDK 10/15 1441035400	PDK 15/20 1441035200	PDK 20/30 1441035300
2.5 bar (36.25 psi)					
25/1					
40/1.6	1.8/26.1				
50/2	1.6/23.2				
70/2.8	1.3/18.9	1.3/18.9			
80/3.1		1.3/18.9			
90/3.5		1.3/18.9			
100/4		1.3/18.9	1.5/21.8		
125/5			1.25/18.1		
150/6			1.2/17.4	1.3/18.9	
200/8				1.2/17.4	1.25/18.1
250/10					1.25/18.1
300/12					1.25/18.1

All counter-pressure stated in bar and inch

Test sealing bags

Diameter mm/inch	PDK 4/7 FLEX 1441000701	PDK 7/15 FLEX 1441001201	PDK 10/20 FLEX 1441018501	PDK 15/30 FLEX 1441022701 1441022800	PDK 20/40 FLEX 1441040300 1441018600	PDK 20/50 FLEX 1441031100 1441031200	PDK 30/60 FLEX 1441023100 1441018701	PDK 50/80 FLEX 1441003900 1441003800	PDK 60/100 FLEX 1441023200 1441023300
2.5 bar (36.25 psi)									
40/1.6	1.3/18.9								
70/2.8	1.3/18.9								
80/3.1		1.55/22.5							
90/3.5		1.75/25.4							
100/4		1.7/24.7							
100/4		1.65/23.9	1.6/23.2						
125/5		1.5/21.8	1.5/21.8						
150/6		1.4/20.3	1.4/20.3	1.65/23.9					
200/8			1.45/21.0	1.6/23.2	1.45/21.0	2/29.0			
250/10				1.5/21.8	1.3/18.9	1.7/24.7			
300/12				1.3/18.9	1.35/19.6	1.65/23.9	1.6/23.2		
400/16					1.3/19.6	1.5/21.8	1.65/23.9		
500/20						1.35/19.6	1.4/20.3		
600/24							1.3/18.9	1.4/20.3	
800/32								1.5/21.8	1.75/25.4
1,000/40								1.35/19.6	1.5/21.8
1,200/48									1.3/18.9
1,400/56									
1,700/67									
2,000/80									

Diameter mm/inch	PDK 50/100 FLEX 1481003501 1481023800	PDK 60/120 FLEX 1481009501 1481009301	PDK 80/140 FLEX 1481024000 1481023900
---------------------	---	---	---

1.5 bar (21.75 psi)

500/20	1.2/17.4		
600/24	1.2/17.4	1.05/15.2	
800/32	1/14.5	0.9/13.1	0.5/7.3
1,000/40	0.55/8.0	0.8/11.6	0.5/7.3
1,200/48		0.75/10.9	0.5/7.3
1,400/56			0.5/7.3
1,700/67			
2,000/80			

Diameter mm/inch	PDK 140/170 FLEX 1401000400 1401000300	PDK 170/200 FLEX 1401000700 1401000600
---------------------	--	--

0.5 bar (7.25 psi)

500/20		
600/24		
800/32		
1,000/40		
1,200/48		
1,400/56	0.2/2.9	
1,700/67	0.2/2.9	0.2/2.9
2,000/80	0.2/2.9	0.2/2.9

High pressure pipe sealing bags

Diameter mm/inch	RDK 100–200 1430001300	RDK 200–300 1430001500	RDK 300–400 1430001400	RDK 500–600 1430001600	RDK 800 1430000800
6 bar (87 psi)					
100/4	3.7/53.6				
125/5	3.6/52.2				
150/6	4.6/66.7				
200/8	3.3/47.9	4.75/68.9			
250/10		4/58.0			
300/12		3.4/49.3	3.8/55.1		
400/16			3.6/52.2		
500/20				4/58.0	
600/24				3.4/49.3	
800/32					3/43.5

Vetter resistance list

Convincing with transparency

Please note: The information in our resistance list is based on laboratory tests and empirical values. A material reacts faster to chemicals under expansion than at rest. That means the greater the expansion, the lower the chemical resistance. In addition, the resistance also depends on the thickness of the material, which influences diffusion. Furthermore, other variable factors, such as temperature, intensity or exposure time, also have an influence on the durability.

The values given may therefore differ in the concrete application scenario and are to be understood here only as an indication. We are glad to provide material samples for your own investigations of the chemical resistance.

Key

+ resistant

– not resistant

o conditionally resistant

n.d. no data

Temperature resistance

Products	Cold resistance	Cold flexible	Heat resistance, long term	Heat resistance, short time
Mini Test Sealing Bags				
Pipe Sealing Bags 1.5 bar (21.75 psi)				
Pipe Sealing Bags 2.5 bar (36.25 psi)				
Test Sealing Bags 1.5 bar (21.75 psi)				
Test Sealing Bags 2.5 bar (36.25 psi)				
Bypass Bags 1.5 bar (21.75 psi)				
Pipe Sealing Bags CR	–40 °C	–20 °C	+90 °C	+115 °C
High Pressure Pipe Sealing Bags				
Test Sealing Bags for Gullies				
Protection Sleeve				
Lateral packers				
Flexible packers				
Pipe Sealing Bags 0.5 bar (7.25 psi)	–40 °C	–20 °C	+50 °C	--
Test Sealing Bags 0.5 bar (7.25 psi)	–30 °C	--	+70 °C	--
Cone Bags 1 bar (14.5 psi)	–20 °C	--	+55 °C	--
Controller: Aluminium- and fitting	–30 °C	--	--	+80 °C
Rubber hoses	–40 °C	–30 °C	+90 °C	--

Material list

Products	Material	Support material
Mini Pipe Sealing Bags		
High Pressure Pipe Sealing Bags		
Protection Sleeve	NR	Nylon cord
Lateral packers		
Flexible packers		
Mini Test Sealing Bags	NR	NR
Pipe Sealing Bags 1.5 bar (21.75 psi)		
Pipe Sealing Bags 2.5 bar (36.25 psi)		
Test Sealing Bags 1.5 bar (21.75 psi)	NR	Nylon cord/Aramid
Test Sealing Bags 2.5 bar (36.25 psi)		
Bypass Bags 1.5 bar (21.75 psi)		
Pipe Sealing Bags 0.5 bar (7.25 psi)	CR/NR	Nylon cord/Aramid
Test Sealing Bags 0.5 bar (7.25 psi)		
Pipe Sealing Bags CR		
Cone Bags 1 bar (14.5 psi)	CR	Nylon cord
Test Sealing Bags for Gullies		
Inflation hoses and air supply hoses (outside)	EPDM	Polyester

We are glad to provide material samples for your own investigations of the chemical resistance.

Resistance list*

Material designation	CR	NR	EPDM
Aceton	o	+	-
Acetylen	+	+	-
Alum, aqueous	+	+	-
Aluminium chloride	+	+	+
Aniline	-	n.d.	n.d.
ASTM oil 1	o	-	-
Petrol	o	-	n.d.
Benzene	-	-	-
Boracic acid	+	+	+
Bromine (moist)	-	-	-
Butyric acid	-	-	n.d.
Chlorine gas (moist)	-	-	n.d.
Chlorine, wet	o	-	o
Diesel fuel	o	-	-
Iron chloride	+	+	+
Petroleum	o	-	-
Acetic acid	o	+	o
Fatty acids	+	o	-
Formaldehyde	+	+	+
Glucose	+	+	+
Heating oil	+	-	-
Potassium chloride	+	+	+
Calcium chloride	+	+	+
Calcium nitrate	+	+	+
Carbon dioxide	+	+	+
Carbon monoxide	+	+	+
Copper sulphate	+	+	+
Glue	+	+	+
Methyl chloride	-	-	o
Seawater	+	+	n.d.
Mineral oils	+	-	-
Sodium carbonate	+	+	-
Ozone	+	-	+
Paraffin	+	-	-
Perchloric acid	o	n.d.	+
Phenol (aqueous)	-	-	+
Phosphoric acid (concentrated)	-	-	-
Mercury	+	+	+
Nitric acid (fuming)	-	-	-
Sulphur dioxide (dry)	-	o	n.d.
Sulphuric acid (50%)	+	-	-
Nitrogen	+	+	+
Carbon tetrachloride	-	-	-
Animal fats	+	-	+
Toluene	-	-	-

* Subject to change without notice | + resistant | o conditionally resistant | - not resistant | n.d. no data



Part of the international IDEX Corporation

Vetter is part of the international IDEX Corporation. This company invests in successful medium-sized companies in highly specialised markets. All members of the group are characterized by their technical orientation and high innovative strength.

In the field of wastewater, Ipek GmbH is one of our sister companies with its innovative camera solutions. In addition to Vetter, the IDEX Rescue division includes some of the strongest fire and rescue brands, including the American manufacturer of rescue shears HURST – JAWS OF LIFE and the long-established German company LUKAS Hydraulik.

Our customers benefit twice: on the one hand from our international application knowledge and on the other from the intensive transfer of expertise within the group of companies. This expertise flows directly into the development of Vetter's well thought-out and powerful products.



idexcorp.com



The complete provider for industry pneumatics

Vetter stands for sound technological knowledge and intensive cooperation with fire services throughout the world. Based on this, we develop high-quality pneumatic products that are tested in practice and are indispensable in many rescue areas and operational scenarios.

Rescue Products

Hazardous material program

Pneumatic tents and showers

Oil and water aspirators

Airshore

Aircraft Recovery

Truck Recovery

Industrial pneumatic

Inspection, sealing & rehabilitation technology

You will find all our products, detailed information and catalogues to download on the internet at: **vetter.de**

Place your trust in industrial pneumatics!

We will be able to help you.

Vetter GmbH

A Unit of IDEX Corporation

Blatzheimer Str. 10–12
53909 Zülpich
Germany

Sales

Tel: +49 (0) 22 52 / 30 08-0
Fax: +49 (0) 22 52 / 30 08-690
Email: vetter.info@idexcorp.com

vetter.de

© Copyright | 05.2018 | Vetter GmbH | Subject to change without notice - errors excepted.